

PD-CBL-9637

PowerDAQ 96-37 Pin Connector Cable

- 1 meter long
- Fujitsu FCN-247J096-G/E 96-pin connector
- Adam Tech DC-37-SF-M2 37-pin connector



General Description:

96/37-way cable for connecting any PowerDAQ MF(S) board to PD-STP-3716 screw-terminal panel. It includes Fujitsu FCN-247J096-G/E and Adam Tech DC-37-SF-M2 connectors, and is 1 meter in length.


Twisted Pairs (37-way):

1	20
3	21
5	23
7	25
9	27
11	29
13	31
33	34
2	15
4	16
6	17
18	26
28	37
35	36
8	10
12	14
19	22
24	30
32	spare

Pinout Diagrams:


PD2-A0-8/16 Pinout 37-pin connector:

AOUT05	20	1	AOUT0
AOUT1	21	2	AGND
NC	22	3	AOUT15
AOUT2	23	4	AGND
NC	24	5	AOUT25
AOUT3	25	6	AGND
AGND	26	7	AOUT35
AOUT4	27	8	NC
AGND	28	9	AOUT45
AOUT5	29	10	NC
NC	30	11	AOUT55
AOUT6	31	12	NC
NC	32	13	AOUT65
AOUT7	33	14	NC
AOUT75	34	15	NC
AGND	35	16	NC
NC	36	17	AGND
AGND	37	18	AGND
		19	NC




PDX-MF-16 Pinout 37-pin connector:

AIN8	20	1	AIN0
AIN1	21	2	AGND
NC	22	3	AIN9
AIN2	23	4	AGND
NC	24	5	AIN10
AIN3	25	6	AGND
AGND	26	7	AIN11
AIN4	27	8	NC
AGND	28	9	AIN12
AIN5	29	10	NC
NC	30	11	AIN13
AIN6	31	12	NC
NC	32	13	AIN14
AIN7	33	14	NC
AIN15	34	15	AOUT0
DGND	35	16	AOUT1
ADC CV Out	36	17	ADC CV In
TRIG IN	37	18	ADC CV In
		19	NC



PDX-MFS-8 Pinout 37-pin connector:

AIN0Ret	20	1	AIN0
AIN1	21	2	AGND
AGND	22	3	AIN1Ret
AIN2	23	4	AGND
AGND	24	5	AIN2Ret
AIN3	25	6	AGND
AGND	26	7	AIN3Ret
AIN4	27	8	AGND
AGND	28	9	AIN4Ret
AIN5	29	10	AGND
AGND	30	11	AIN5Ret
AIN6	31	12	AGND
AGND	32	13	AIN6Ret
AIN7	33	14	AGND
AIN7Ret	34	15	AOUT0
DGND	35	16	AOUT1
ADC CV Out	36	17	ADC CV In
TRIG IN	37	18	ADC CV In
		19	AGND



37-Pin to 96-Pin (Numbering Pinout)

96	20	1	72
24	21	2	73
42	22	3	48
71	23	4	47
41	24	5	95
25	25	6	91
25	26	7	94
70	27	8	90
69	28	9	46
22	29	10	44
20	30	11	93
21	31	12	89
19	32	13	45
68	33	14	43
92	34	15	50
5	35	16	52
27	36	17	75
26	37	18	30
		19	28