


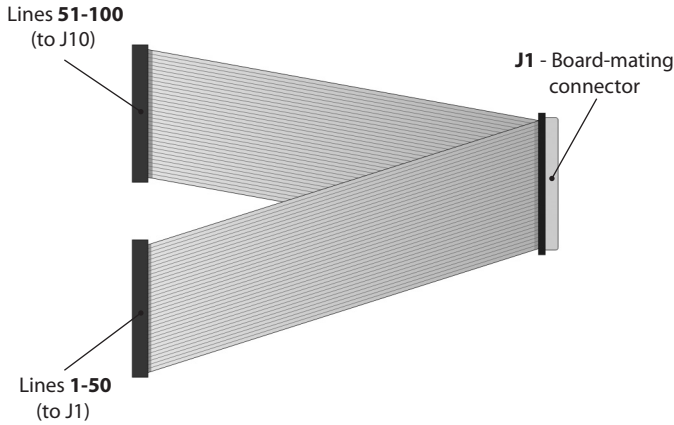
PDL-CBL-100

100-way, 1m Y-split flat ribbon cable for PDL-MF cards

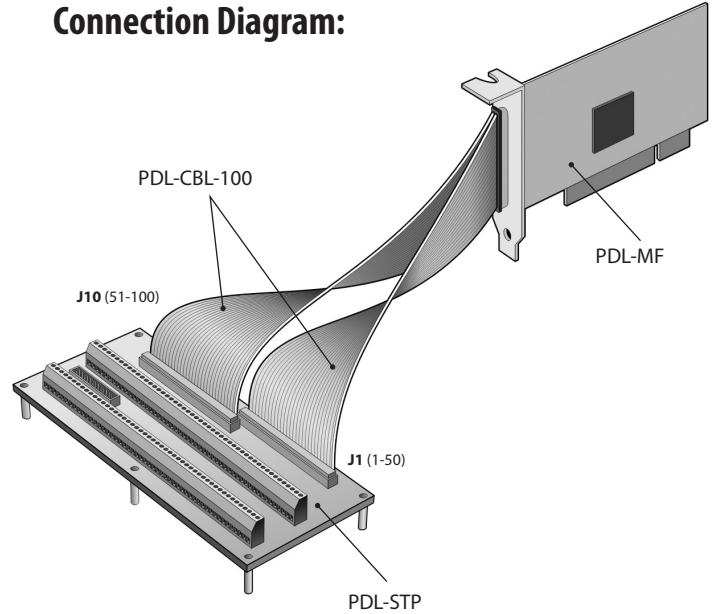
- Designed for PowerDAQ Lab multifunction cards (PDL-MF, PDL-MF-333)
- Compatible with PDL-STP terminal panel
- Features 100-pin male connector on the board-mating end
- Features two 50-pin female IDC headers on the panel-mating ends



Layout:



Connection Diagram:



Pinout Diagrams:

J1 — 100-pin connector (male):



AIN0	51	1	AIN8
AGND10	52	2	AGND1
AIN1	53	3	AIN9
AGND11	54	4	AGND2
AIN2	55	5	AIN10
AGND12	56	6	AGND3
AIN3	57	7	AIN11
AGND13	58	8	AGND4
AIN4	59	9	AIN12
AGND14	60	10	AGND5
AIN5	61	11	AIN13
AGND15	62	12	AGND6
AIN6	63	13	AIN14
AGND16	64	14	AGND7
AIN7	65	15	AIN15
EXT_GND	66	16	AGND8
AOUT1	67	17	AOUT0
AGND17	68	18	AGND9
DIN0	69	19	DIN1
DIN2	70	20	DIN3
DIN4	71	21	DIN5
DIN6	72	22	DIN7
DIN8	73	23	DIN9
DIN10	74	24	DIN11
DIN12	75	25	DIN13
DIN14	76	26	DIN15
DGND4	77	27	DGND1
DIN16	78	28	DIN17
DIN18	79	29	DIN19
DIN20	80	30	DIN21
DIN22	81	31	DIN23
DOUT0	82	32	DOUT1
DOUT2	83	33	DOUT3
DOUT4	84	34	DOUT5
DOUT6	85	35	DOUT7
+5VPJ2	86	36	DGND2
DOUT8	87	37	DOUT9
DOUT10	88	38	DOUT11
DOUT12	89	39	DOUT13
DOUT14	90	40	DOUT15
DOUT16	91	41	DOUT17
DOUT18	92	42	DOUT19
DOUT20	93	43	DOUT21
DOUT22	94	44	DOUT23
DGND5	95	45	DGND3
TMR2	96	46	EXT_TRIG_IN
DGND6	97	47	CV_OUT
TMR1	98	48	EXT_TRIG_OUT
DGND7	99	49	CL_OUT
TMR0	100	50	EXT_CLK

to J10 — IDC-50 (female) 50-pin header:

AGND1	2	1	AIN8
AGND2	4	3	AIN9
AGND3	6	5	AIN10
AGND4	8	7	AIN11
AGND5	10	9	AIN12
AGND6	12	11	AIN13
AGND7	14	13	AIN14
AGND8	16	15	AIN15
AGND9	18	17	AOUT0
DINS	20	19	DIN1
DIN7	22	21	DIN5
DIN11	24	23	DIN9
DIN15	26	25	DIN13
DIN17	28	27	DGND1
DIN21	30	29	DIN19
DOUT1	32	31	DIN23
DOUT5	34	33	DOUT3
DGND2	36	35	DOUT7
DOUT11	38	37	DOUT9
DOUT15	40	39	DOUT13
DOUT19	42	41	DOUT17
DOUT23	44	43	DOUT21
EXT_TRIG_IN	46	45	DGND3
EXT_TRIG_OUT	48	47	CV_OUT
EXT_CLK	50	49	CL_OUT

to J10 — IDC-50 (female) 50-pin header:

AGND10	2	1	AIN0
AGND11	4	3	AIN1
AGND12	6	5	AIN2
AGND13	8	7	AIN3
AGND14	10	9	AIN4
AGND15	12	11	AIN5
AGND16	14	13	AIN6
EXT_GND	16	15	AIN7
AGND17	18	17	AOUT1
DIN2	20	19	DIN0
DIN6	22	21	DIN4
DIN10	24	23	DIN8
DIN14	26	25	DIN12
DIN16	28	27	DGND4
DIN20	30	29	DIN18
DOUT0	32	31	DIN22
DOUT4	34	33	DOUT2
+5VPJ2	36	35	DOUT6
DOUT10	38	37	DOUT8
DOUT14	40	39	DOUT12
DOUT18	42	41	DOUT16
DOUT22	44	43	DOUT20
TMR2	46	45	DGND5
TMR1	48	47	DGND6
TMR0	50	49	DGND7



Note: Pinout shown for PDL-CBL-100 cable connected to PDL-MF card.